


SINGER
151W2

LIST OF PARTS COMPLETE

5

FOR



MACHINE No. 151w2

UNISON FEED BALL BEARING

FOR COLLAR WORK. FITTED WITH ATTACHMENT FOR
 INSERTING AND GUIDING THE RAW EDGES
 OF A COLLAR WITHIN THE BAND WHILE
 STITCHING THE FINISHING SEAM

No.	Plate	Name
*224536	-----	Arm with 202135
224531	16503	" Cap with 244071
244071	-----	" " Oil Wick
200278H	16501	" " Screw
202248	16501	" " Washer
203089	16509	" " Spool Holder Base
203090	16509	" " " " " 203089 with 200079H and 204296
200585H	11672	Arm Cap Spool Holder Base Screw
204296	16509	" " " " Wire
200079H	16501	" " " " Hinge Screw
224532	-----	Arm Cap and Spool Holder complete, Nos. 203090, 224531 and two 200585H
204235	16501	Arm Position Pin (2)
200010E	11672	" Screw (3)
202005	11672	" " Washer (3)
208523	16510	" Shaft
249440	16503	" " Ball Bearing

No.	Plate	Name
*240054	-----	Arm Shaft Ball Bearing Collar with two 200378C
240055	16503	Arm Shaft Ball Bearing Collar 240054 with 249440
200378C	16501	Arm Shaft Ball Bearing Collar Set Screw
*240056	-----	" " " " Retaining Washer
*240053	-----	" " Bushing (back)
200338C	16501	" " " " Set Screw
240057	16503	Arm Shaft Bushing (back, ball bearing) complete, Nos. 240053, 240055 and 240056
207080	16510	Arm Shaft Bushing (front) with 202244
202244	-----	" " " " Oil Packing (wick)
200502B	13451	Arm Shaft Bushing (front) Oil Packing Thumb Screw
200338C	16501	Arm Shaft Bushing (front) Set Screw
263105	16510	" " Connection Belt
224514	16510	" " " " Pulley with 200327C, 200602E and two 202253
200602E	16501	Arm Shaft Connection Belt Pulley Position Screw
200327C	16501	Arm Shaft Connection Belt Pulley Set Screw
202253	16501	Arm Shaft Connection Belt Pulley Spring Flange
208573	16503	Arm Shaft Counter Balance with 200335C
200335C	16501	" " " " Set Screw
244063	16510	Balance Wheel (disc) (belt groove 2-1/8 in. diam.) with 200328C and 200335C
200328C	16501	Balance Wheel Position Screw
200335C	16501	" " " " Set Screw
*224537	-----	Bed with 224517 and, three 200582H
202258	16503	" Hinge Connection (2)
200570E	11672	" " " " Screw (4)
224538	16503	" Slide (front)
263099	16501	Bobbin
210846	16501	" Case Base
241402	16501	" " Cap with 200592C, 201016F and 263110
241403	-----	Bobbin Case Cap complete, Nos. 200964C, 210736, 210914 and 241402
210913	16501	Bobbin Case Latch
210914	-----	" " " " 210913 with 210734 and 210735
210735	16501	Bobbin Case Latch Fulcrum Pin
210734	16501	" " " " Lever
210736	16501	" " " " Spring
200964C	16501	" " " " Stop Screw
263145	16501	" " " " Stop

PLATE 10881—FULL SIZE

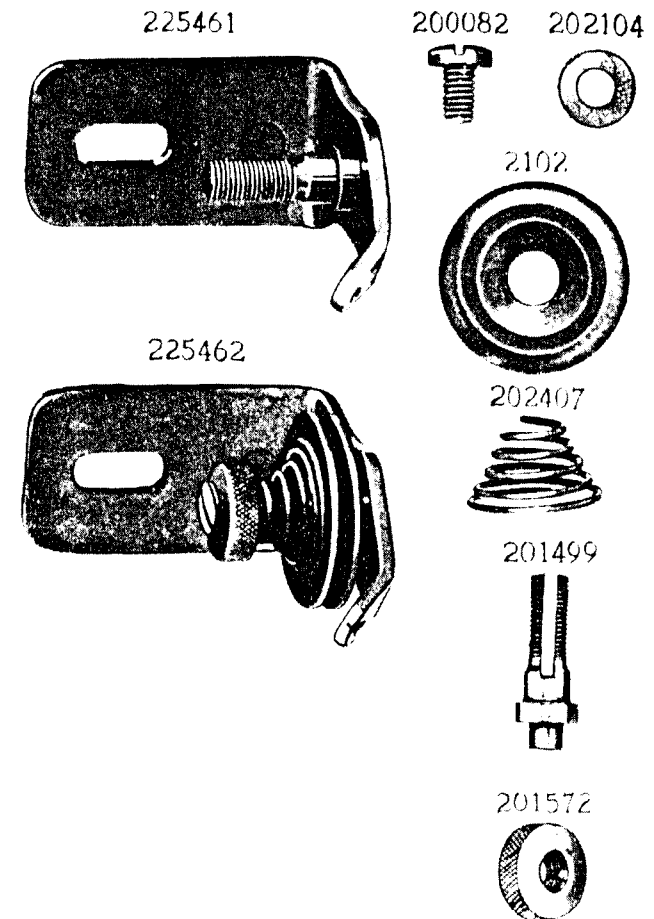


PLATE 10884 FULL SIZE

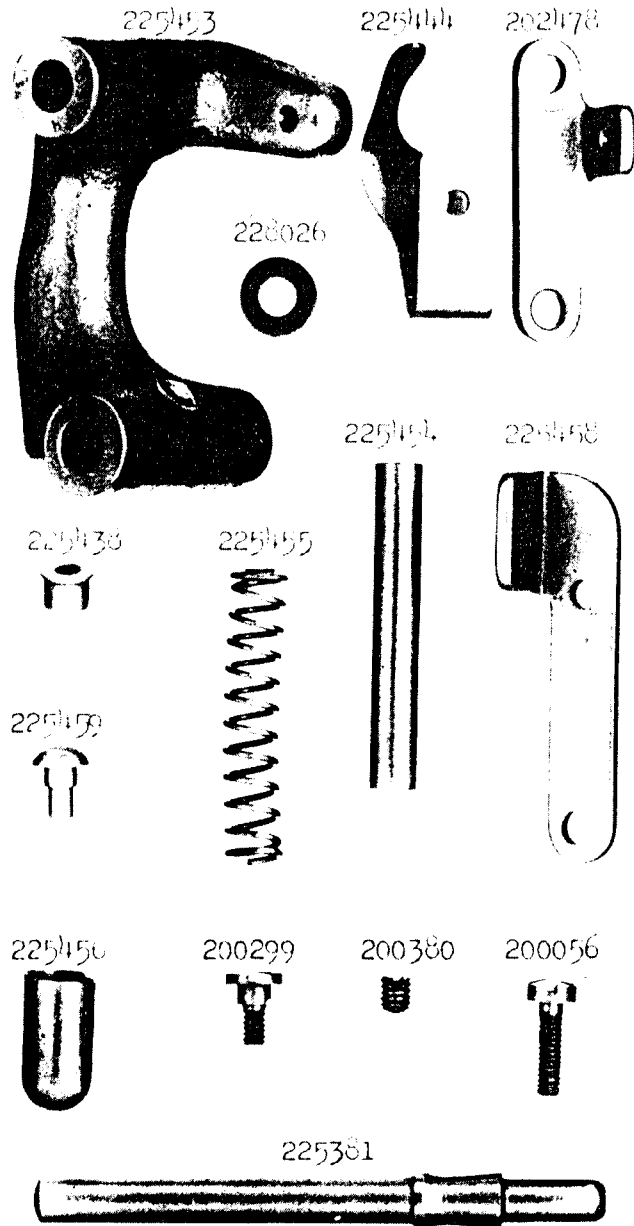
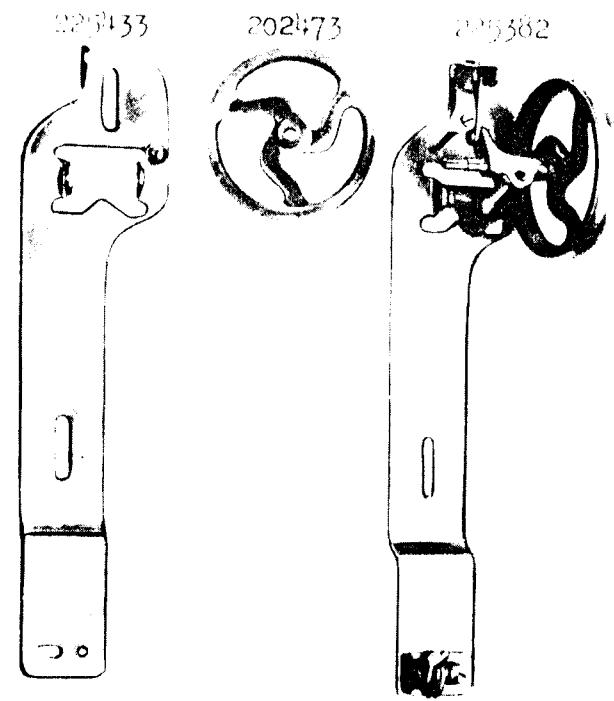


PLATE 10885 - ONE-FOURTH SIZE



REPAIR SHOP

PLATE 11672 - FULL SIZE

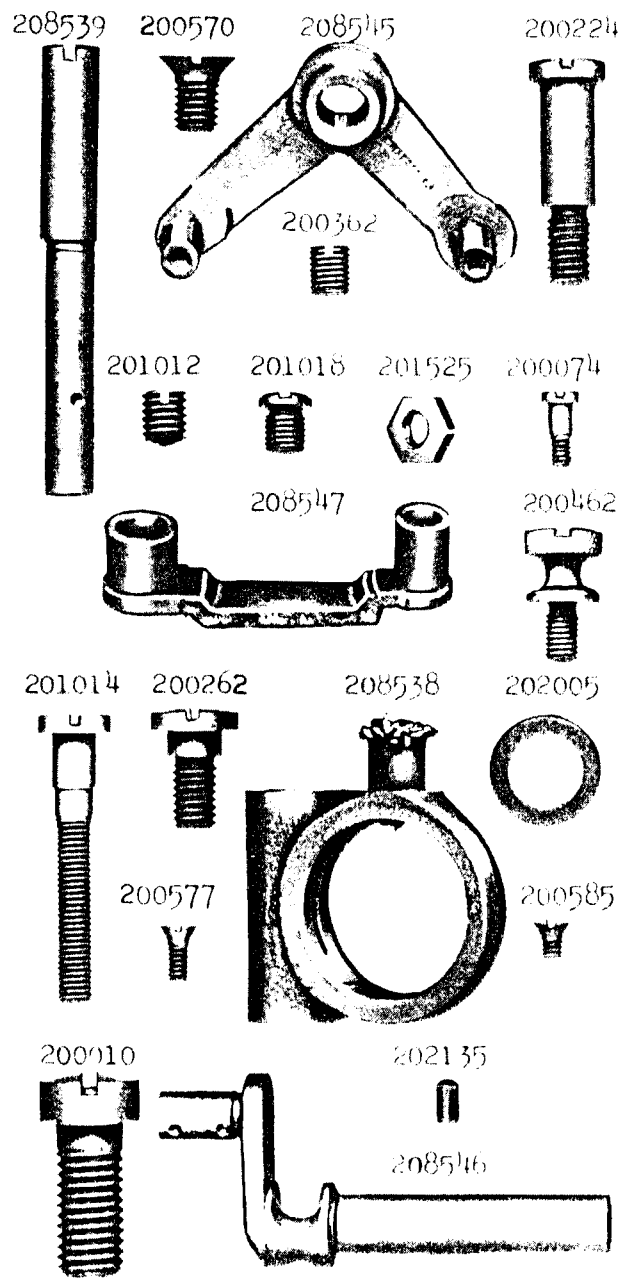


PLATE 11674 - FULL SIZE




PLATE 13451—FULL SIZE

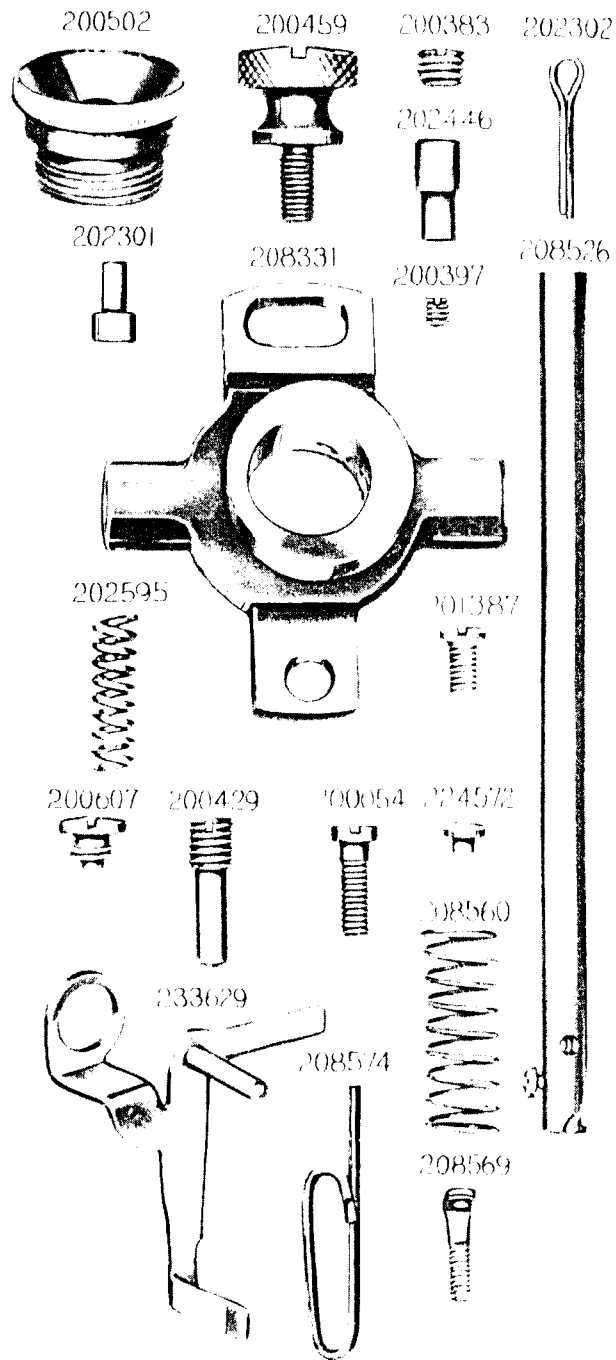


PLATE 13460 - FULL SIZE

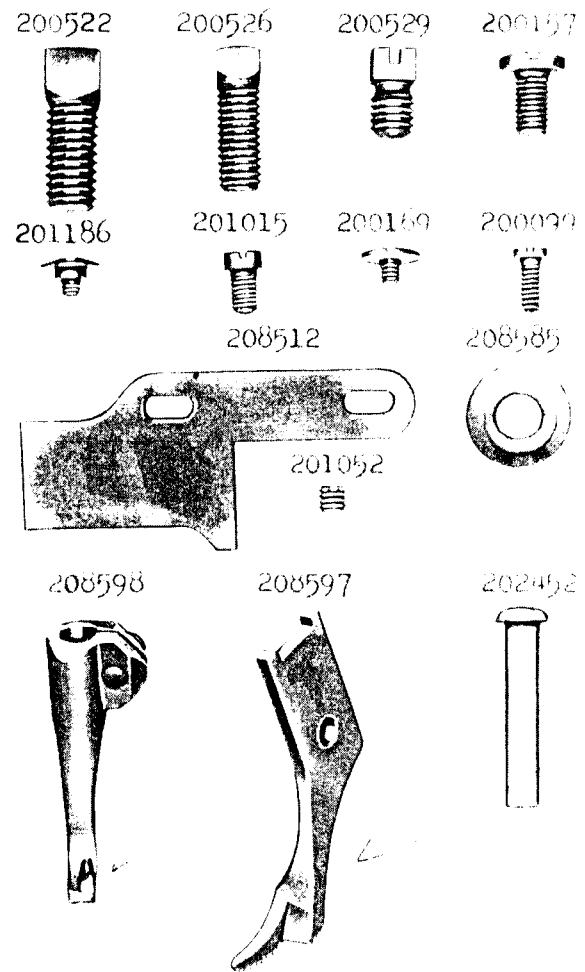


PLATE 16501 - ONE-FOURTH SIZE

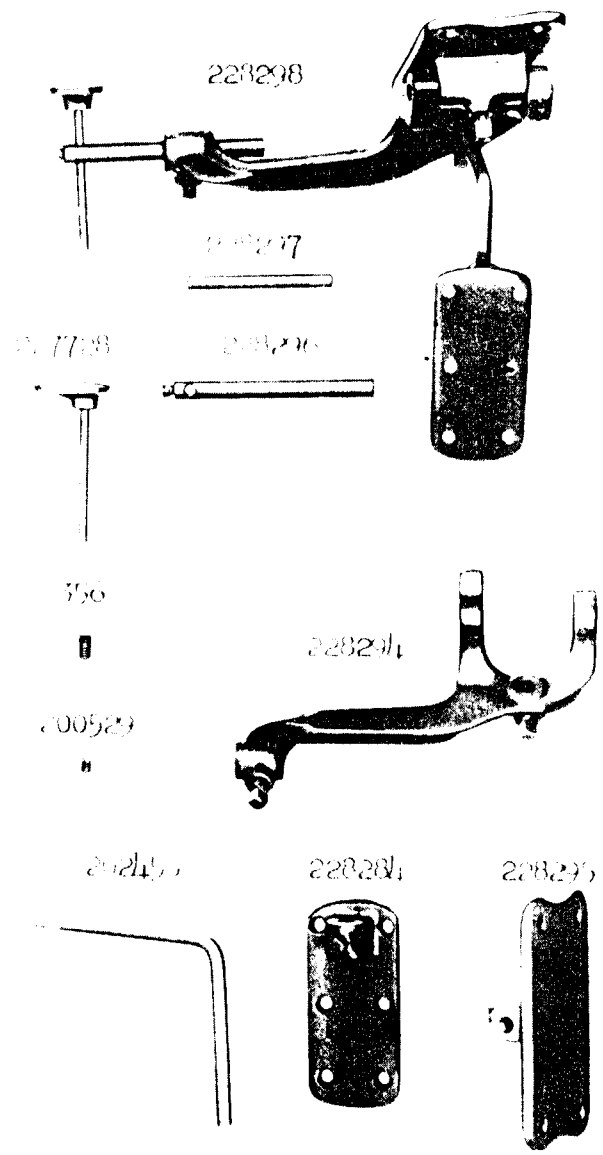


PLATE 16501 - FULL SIZE

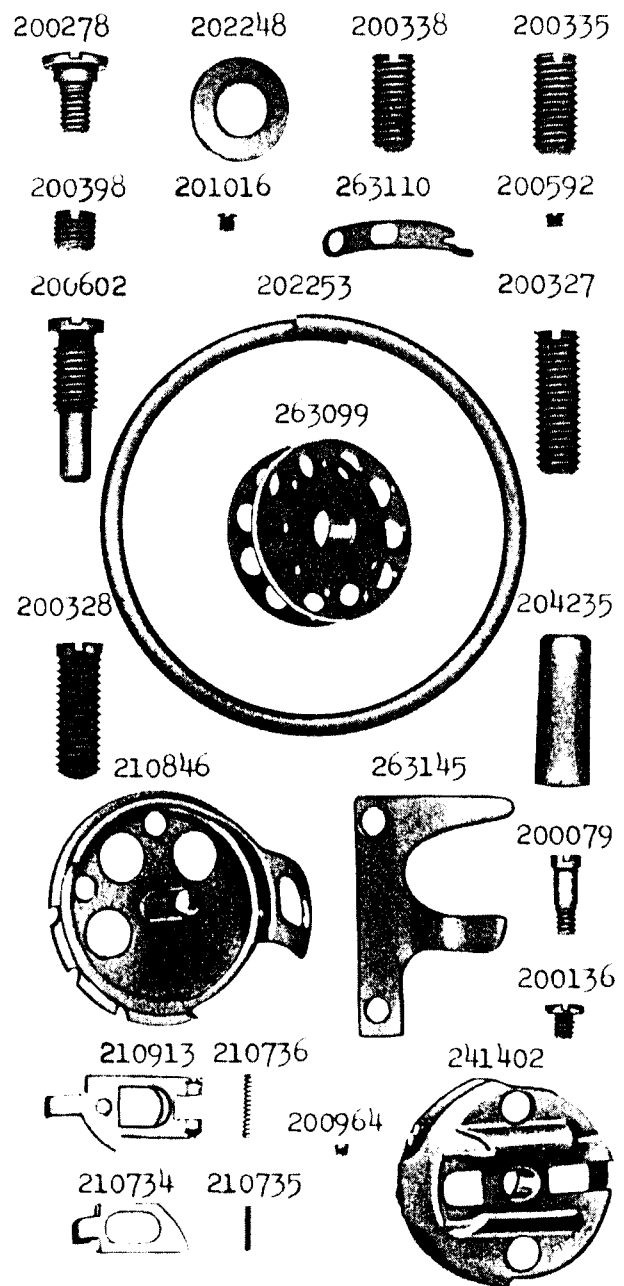


PLATE 16502 - FULL SIZE

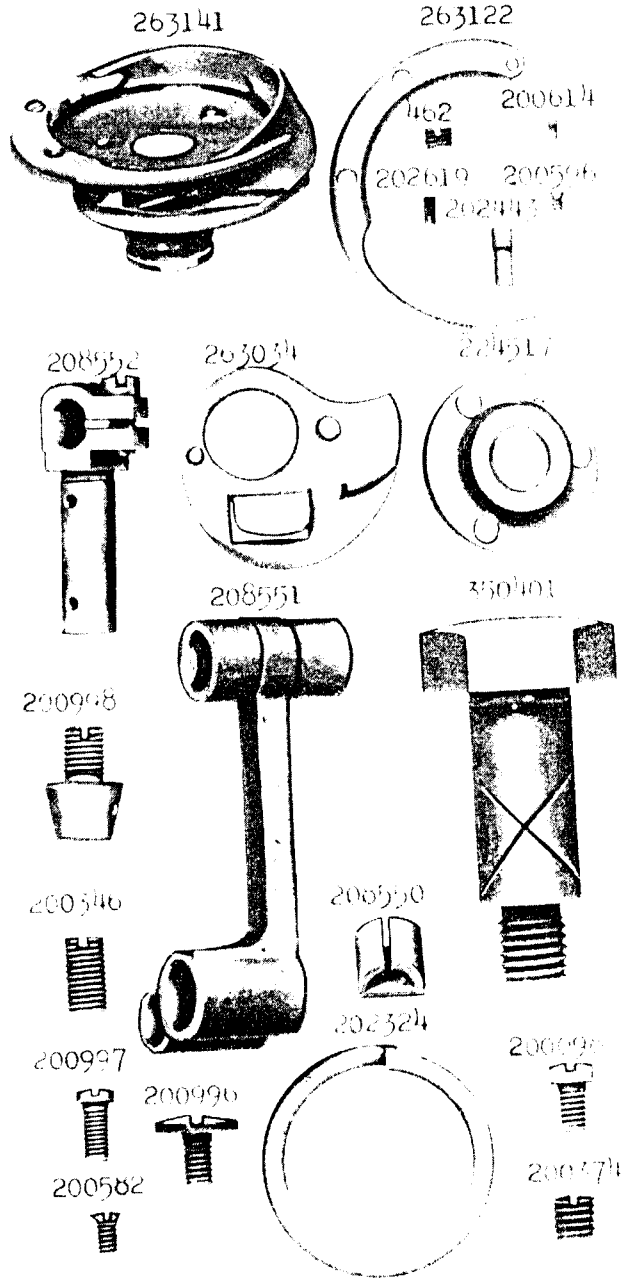


PLATE 16503 - ONE-HALF SIZE

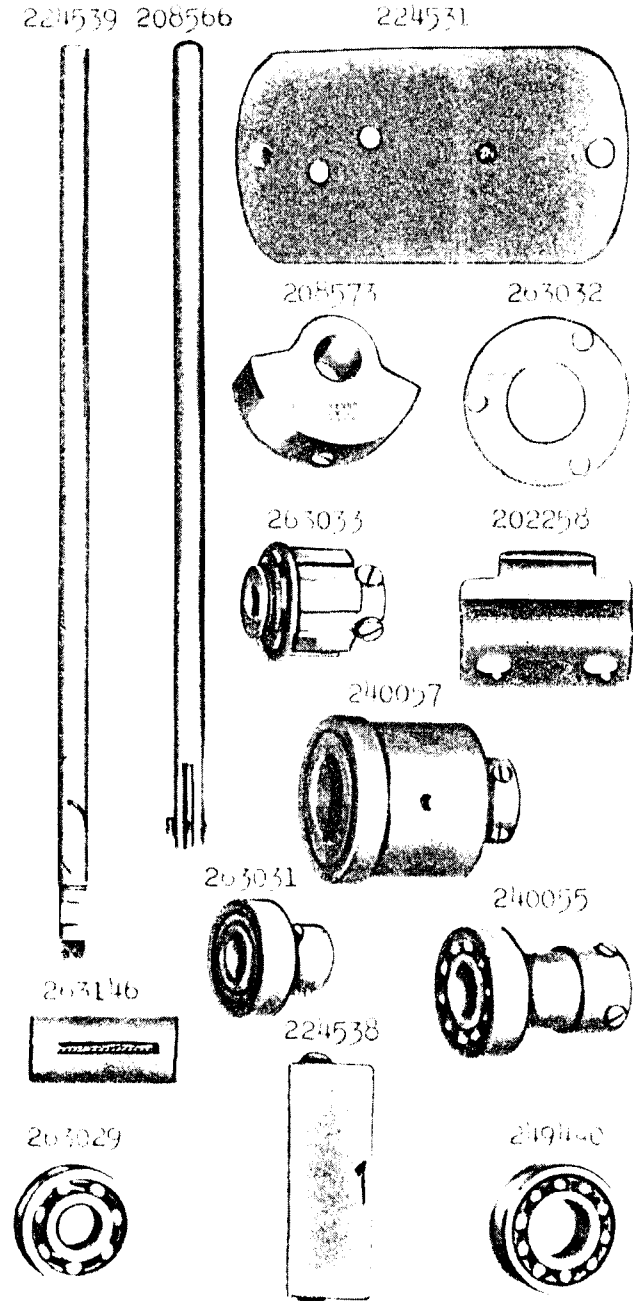


PLATE I6505 - FULL SIZE

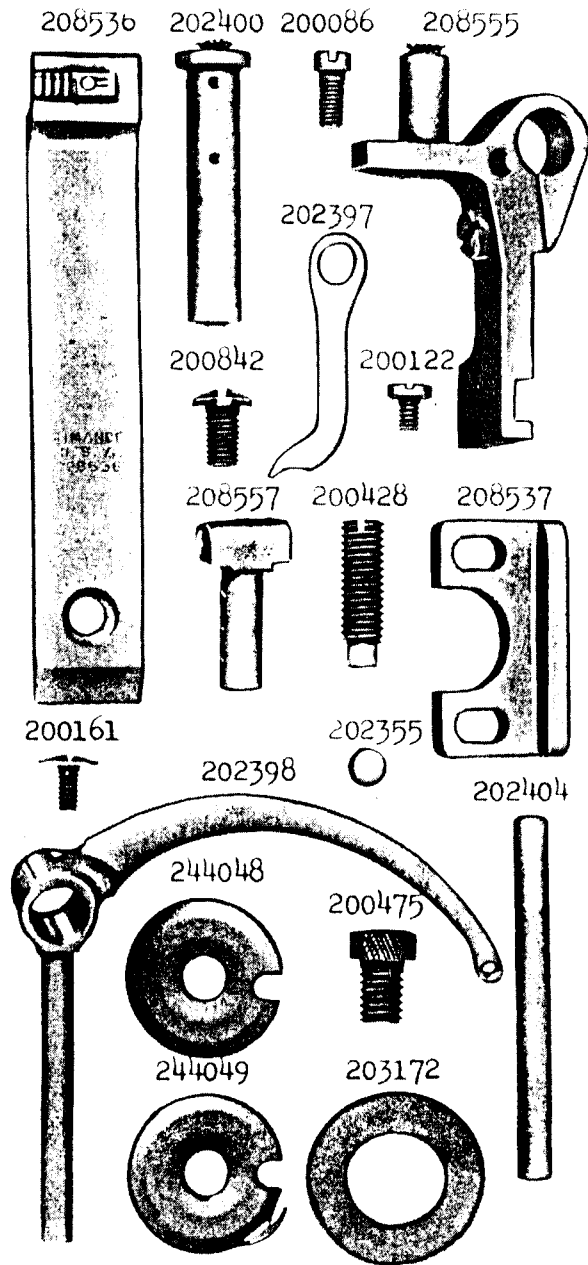
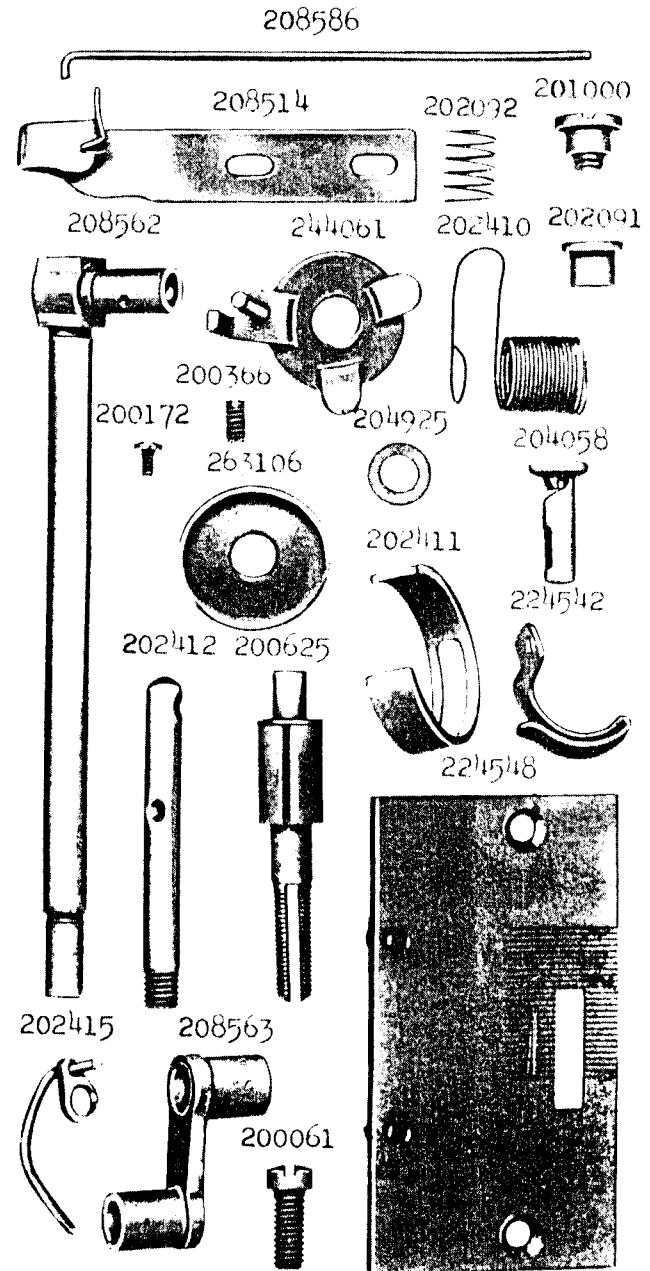


PLATE I6508 - FULL SIZE



REPAIR SHOP

PLATE 16509 - ONE-HALF SIZE

